

DELTA PACK 80x60

PISTON PUMP - CONDENSATE REMOVAL SYSTEM



Streamlined design


Delta Pack 80x60 offers a streamlined design to compliment wall mounted air conditioning units. It includes the Si-10 UNIVERS'L pump which incorporates the latest in piston pump technology.

BENEFITS



• Modern design

- Compact elbow and trunking design.
- Colour: RAL 9001 (Cream).
- Flush fitting of all parts.
- Compliments and sits flush to the A/C unit using rubber gasket.



• Silent

- Silent pump operation: 22 dBA at full power – Independently tested.
- Elbow includes 'High Energy Absorbing Foam', to absorb vibration and sound.
- Anti-vibration and condensate insulation included on discharge line.



• Easy installation

- Complete installation kit.
- Intuitive elbow positioning.
- Can be installed on any surface (brick, plaster, etc.).
- Increased space for refrigeration pipes (Ø max. 3/8"– 5/8" insulated).
- "Drain Safe Device" aids connection to the discharge pipe.



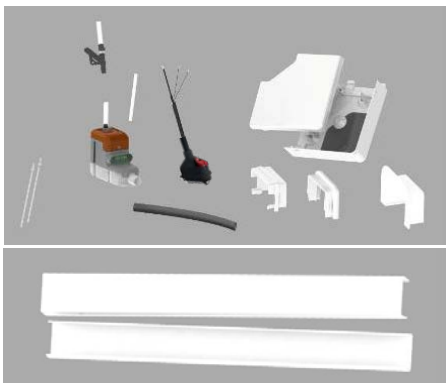
• Easy pump maintenance

- Lockable plug-in power cable to avoid unintended disconnection.
- Transparent and removable reservoir.

• Proven reliability

- No filter. Designed to allow free passage of particles up to 2 mm.
- High flow - Up to 20ltr/hr = Less run time.
- The Drain Safe Device retains prime and prolongs the pump life.

KIT CONTENT



- Si-10 UNIVERS'L piston pump with:
 - Integral condensate detector.
 - Clear PVC tube int. Ø 6mm – L: 1 m, foam-insulated over 800 mm, fitted with a "Drain Safe Device" pre-mounted.
 - 1.5 m lockable plug-in power cable: 2 power wires, 2 safety contact wires.
- 2-part elbow (base and cover).
- Ceiling duct (covers hole in false ceiling).
- Elbow/Duct gasket.
- Rubber Elbow/Split gasket.
- 500 mm flexible hose - int. Ø 15 mm (connects to split).
- Vent pipe.
- 6 screws and plugs for fixing duct and elbow.
- 2 pipe clamps.
- 750 mm duct.

APPLICATIONS

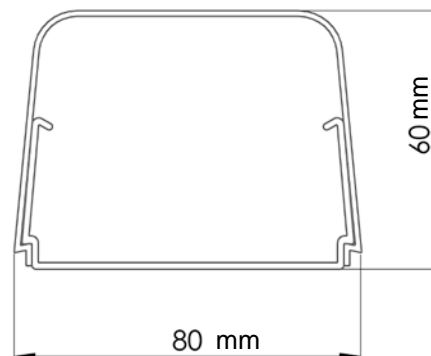
Air-conditioning wall mounted units

(connection pipes Ø max 3/8" – 5/8" insulated)



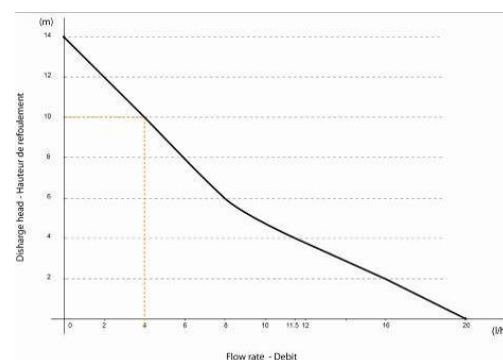
TECHNICAL SPECIFICATION

Max. flow rate	20 l/h
Max. discharge head	10 m (Flow rate=4l/h)
Max pressure	14 m (Flow rate =0l/h)
Sound level at 1m according to EN ISO 3744 (Measured at LNE lab, pump operating with water, out of application)	22 dBA
Sound level at 1m (Measured at Sauer mann lab, pump operating with water)	≤ 25 dBA
Mains supply	230V~ 50/60Hz - 14 W
Isolation class	☐ (double insulation)
Detection levels	ON: 18mm, OFF: 13mm, Safety: 21mm
Safety switch	NC 8 A résistive – 250V
Thermal protection (overheating)	115°C (Auto reset)
Operating conditions	100% - Continuous duty
Protection	IPX4
Colour	RAL 9001 – Cream
Elbow dimensions (LxWxH)	130 x 130 x 60 mm
Duct dimensions (LxWxH)	750 x 80 x 60 mm
Lineset	Ø max: 3/8" – 5/8" isolated (Up to 13 kW)
Safety standards	CE & EAC
RoHS directive	Compliant
WEEE directive	Compliant
Packaging	1.55kg – L763 x W225 x H62 mm
Masterpack	10 pieces




ACTUAL FLOW RATES (l/h)

Discharge head	Total tube length using (Ø Int 6 mm, 1/4")			
	5 m	10 m	20 m	30 m
0 m	20	19	18	17
2 m	16	15	14	13,5
4 m	11,5	11	10,5	10
6 m		8,5	7,5	6,5
8 m		6	5	4
10 m		4	3,5	2,5



RECOMMENDED ACCESSORIES



Clear PVC hose Ø int. 6 mm (1/4")
ACC00909: 5 m
ACC00910: 50 m



6 Self-sealing fittings
for hose Ø int. 6 mm (1/4")
ACC00919

Non-contractual document. We reserve the right to modify the characteristics on our products without prior notice.