

# Tachometer CT 110

## KEY POINTS

- Easy to use
- Adjustable backlight
- contact/optical selection
- hold-min-max function
- Selection of units

## TECHNICAL FEATURES

<b>Measuring elements</b>	<b>Optical tachometry</b> : optical detection (Phototransistor sighting distance max. 40 cm) <b>Contact tachometry</b> : ETC adaptator for optical tachometry probe
<b>Display</b>	4 lines, LCD technology. Sizes 50 x 36 mm 2 lines of 5 digits with 7 segments (value) 2 lines of 5 digits with 16 segments (unit)
<b>Cable</b>	Coiled, length. 0.45m, extension : 2.4 m
<b>Housing</b>	ABS, protection IP54
<b>Keypad</b>	5 keys
<b>Conformity</b>	Directives EM C 2004/108/CE and EN 61010-1
<b>Power supply</b>	4 batteries AAA LR03 1.5 V
<b>Ambience</b>	Neutral Gas
<b>Température d'utilisation</b>	From 0 to +50 °C
<b>Température de stockage</b>	From -20 to +80 °C
<b>Auto shut-off</b>	Adjustable from 0 to 120 min
<b>Weight</b>	190 g



## SPECIFICATIONS

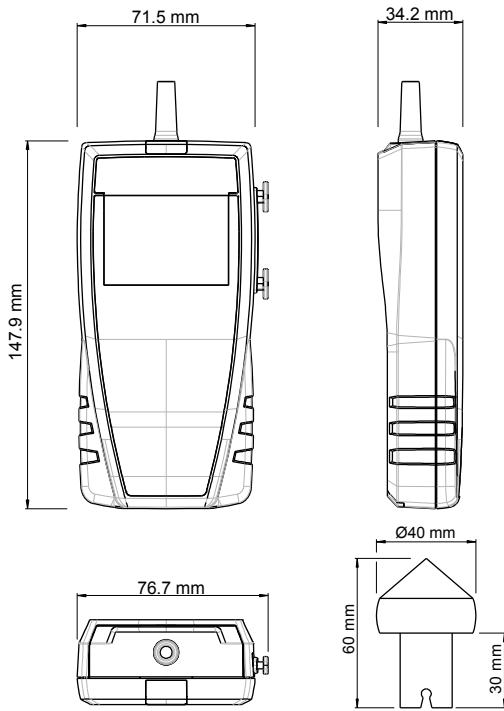
Measuring units	Measuring range	Accuracy <sup>1</sup>	Resolution
<b>Optical tachometer</b>			
rpm	From 0 to 60 000 rpm	From 60 to 10 000 rpm : $\pm 0,3$ % of reading $\pm 1$ rpm From 10 001 to 60 000 RPM : $\pm 30$	1 rpm
<b>Contact tachometer</b>			
rpm, m/min, ft/min, in/min, m/s	From 0 to 20 000 rpm	From 30 to 20 000 rpm: $\pm 1$ % of reading $\pm 1$ rpm	1 rpm

## FUNCTIONS

- Contact / optical selection
- Selection of tachometry units
- Hold function
- Display of minimum and maximum values
- Configurable auto shut-off
- Backlight

\*All the accuracies indicated in this technical datasheet were stated in laboratory conditions, and can be guaranteed for measurements carried out in the same conditions, or carried out with calibration compensation

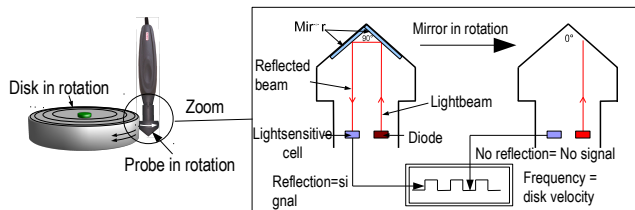
## DIMENSIONS



## OPERATING PRINCIPLES

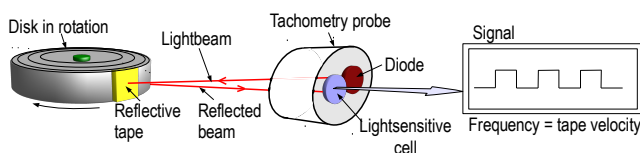
### Contact tachometry

A light beam from a diode is reflected by a rotating mirror located inside the probe head. A light sensitive cell detects the frequency of the signal of the beam which is proportional to the rotation speed.



### Optical tachometry

A light beam emitted from the diode of the probe is reflected by a reflective tape placed on the measured element. A light sensitive cell detects the beam and translates it in frequency signal which is proportional to the tape rotation speed.



## SUPPLIED WITH

- Instruments are supplied with :
- Optical tachometry probe  $\varnothing$  17 mm, length. 195 mm
  - Tip of contact tachometry
  - A reflective tape
  - Calibration certificate\*
  - Transport case (ref : ST 110)



\*Except class 110 S

## ACCESSORIES

**CQ 15** : Magnetic protective housing



**RTE** : Telescopic extension, length 1m, with index at  $\pm 90^\circ$

**MT 51** : ABS transport case



## MAINTENANCE

We carry out calibration, adjustment and maintenance of your instruments to guarantee a constant level of quality of your measurements. As part of Quality Assurance Standards, we recommend you to carry out a yearly checking.

## GUARANTEE

Instruments have 1-year guarantee for any manufacturing defect (return to our After-Sales Service required for appraisal).

[www.kimo.fr](http://www.kimo.fr)

Distributed by :



**EXPORT DEPARTMENT**  
Tel : + 33. 1. 60. 06. 69. 25 - Fax : + 33. 1. 60. 06. 69. 29  
e-mail : [export@kimo.fr](mailto:export@kimo.fr)